

# FORM NO. MGT-7

[Pursuant to sub-Section(1) of section 92 of the Companies Act, 2013 and sub-rule (1) of rule 11of the Companies (Management and Administration) Rules, 2014]



## Annual Return (other than OPCs and Small Companies)

Form language ☒ English ☐ Hindi

Refer the instruction kit for filing the form.

### I. REGISTRATION AND OTHER DETAILS

(i) \* Corporate Identification Number (CIN) of the company

L51900MH1981PLC024340

Pre-fill

Global Location Number (GLN) of the company

\* Permanent Account Number (PAN) of the company

AAACV1846J

(ii) (a) Name of the company

FLOMIC GLOBAL LOGISTICS LLP

(b) Registered office address

205, Enterprise Centre, Off Nehru Road,  
Beside Orchid Hotel, Vile Parle (East)  
Mumbai  
Mumbai City  
Maharashtra  
400006

(c) \*e-mail ID of the company

cs@flomicgroup.com

(d) \*Telephone number with STD code

02267312345

(e) Website

https://flomicgroup.com/

(iii) Date of Incorporation

30/04/1981

(iv)	Type of the Company	Category of the Company	Sub-category of the Company
	Public Company	Company limited by shares	Indian Non-Government company

(v) Whether company is having share capital

☒ Yes ☐ No

(vi) \*Whether shares listed on recognized Stock Exchange(s)

☒ Yes ☐ No

(a) Details of stock exchanges where shares are listed

S. No.	Stock Exchange Name	Code
1	BSE LIMITED	1

(b) CIN of the Registrar and Transfer Agent

U67190MH1994PTC079160

Pre-fill

Name of the Registrar and Transfer Agent

ADROIT CORPORATE SERVICES P LTD

Registered office address of the Registrar and Transfer Agents

18-20, JAFERBHOY INDUSTRIAL ESTATE, MAKWANA ROAD  
MAROL NAKA, ANDHERI (E),

(vii) \*Financial year From date 01/04/2024 (DD/MM/YYYY) To date 31/03/2025 (DD/MM/YYYY)

(viii) \*Whether Annual general meeting (AGM) held ☒ Yes ☐ No

(a) If yes, date of AGM

(b) Due date of AGM

30/09/2025

(c) Whether any extension for AGM granted

☐ Yes ☒ No

## II. PRINCIPAL BUSINESS ACTIVITIES OF THE COMPANY

\*Number of business activities

1

S.No	Main Activity group code	Description of Main Activity group	Business Activity Code	Description of Business Activity	% of turnover of the company
1	H	Transport and storage	H6	Warehousing and storage	99.37

## III. PARTICULARS OF HOLDING, SUBSIDIARY AND ASSOCIATE COMPANIES (INCLUDING JOINT VENTURES)

\*No. of Companies for which information is to be given

0

Pre-fill All

S.No	Name of the company	CIN / FCRN	Holding/ Subsidiary/Associate/ Joint Venture	% of shares held
1				

## IV. SHARE CAPITAL, DEBENTURES AND OTHER SECURITIES OF THE COMPANY

**(i) \*SHARE CAPITAL****(a) Equity share capital**

Particulars	Authorised capital	Issued capital	Subscribed capital	Paid up capital
Total number of equity shares	25,000,000	18,168,360	18,168,360	18,168,360
Total amount of equity shares (in Rupees)	250,000,000	181,683,600	181,683,600	181,683,600

Number of classes

1

Class of Shares	Authorised capital	Issued capital	Subscribed capital	Paid up capital
Equity Shares				
Number of equity shares	25,000,000	18,168,360	18,168,360	18,168,360
Nominal value per share (in rupees)	10	10	10	10
Total amount of equity shares (in rupees)	250,000,000	181,683,600	181,683,600	181,683,600

**(b) Preference share capital**

Particulars	Authorised capital	Issued capital	Subscribed capital	Paid-up capital
Total number of preference shares	0	0	0	0
Total amount of preference shares (in rupees)	0	0	0	0

Number of classes

0

Class of shares	Authorised capital	Issued capital	Subscribed capital	Paid up capital
Number of preference shares				
Nominal value per share (in rupees)				
Total amount of preference shares (in rupees)				

**(c) Unclassified share capital**

Particulars	Authorised Capital
Total amount of unclassified shares	0

**(d) Break-up of paid-up share capital**

Class of shares	Number of shares			Total nominal amount	Total Paid-up amount	Total premium
Equity shares	Physical	DEMAT	Total			
At the beginning of the year	91,200	18,077,160	18168360	181,683,600	181,683,600	

<b>Increase during the year</b>	0	0	0	0	0	0
i. Public Issues	0	0	0	0	0	0
ii. Rights issue	0	0	0	0	0	0
iii. Bonus issue	0	0	0	0	0	0
iv. Private Placement/ Preferential allotment	0	0	0	0	0	0
v. ESOPs	0	0	0	0	0	0
vi. Sweat equity shares allotted	0	0	0	0	0	0
vii. Conversion of Preference share	0	0	0	0	0	0
viii. Conversion of Debentures	0	0	0	0	0	0
ix. GDRs/ADRs	0	0	0	0	0	0
x. Others, specify NA	0	0	0	0	0	
<b>Decrease during the year</b>	0	0	0	0	0	0
i. Buy-back of shares	0	0	0	0	0	0
ii. Shares forfeited	0	0	0	0	0	0
iii. Reduction of share capital	0	0	0	0	0	0
iv. Others, specify NA	0	0	0	0	0	
<b>At the end of the year</b>	91,200	18,077,160	18168360	181,683,600	181,683,600	
<b>Preference shares</b>						
<b>At the beginning of the year</b>	0	0	0	0	0	
<b>Increase during the year</b>	0	0	0	0	0	0
i. Issues of shares	0	0	0	0	0	0
ii. Re-issue of forfeited shares	0	0	0	0	0	0
iii. Others, specify NA	0	0	0	0	0	
<b>Decrease during the year</b>	0	0	0	0	0	0
i. Redemption of shares	0	0	0	0	0	0

ii. Shares forfeited	0	0	0	0	0	0
iii. Reduction of share capital	0	0	0	0	0	0
iv. Others, specify	0	0	0	0	0	
NA						
<b>At the end of the year</b>	0	0	0	0	0	

ISIN of the equity shares of the company

**(ii) Details of stock split/consolidation during the year (for each class of shares)**

0

Class of shares		(i)	(ii)	(iii)
Before split / Consolidation	Number of shares			
	Face value per share			
After split / Consolidation	Number of shares			
	Face value per share			

**(iii) Details of shares/Debentures Transfers since closure date of last financial year (or in the case of the first return at any time since the incorporation of the company) \***



Nil

[Details being provided in a CD/Digital Media]



Yes



No



Not Applicable

Separate sheet attached for details of transfers



Yes



No

Note: In case list of transfer exceeds 10, option for submission as a separate sheet attachment or submission in a CD/Digital Media may be shown.

Date of the previous annual general meeting		<input type="text"/>
Date of registration of transfer (Date Month Year)		<input type="text"/>
Type of transfer	<input type="text"/>	1 - Equity, 2- Preference Shares,3 - Debentures, 4 - Stock
Number of Shares/ Debentures/ Units Transferred	<input type="text"/>	Amount per Share/ Debenture/Unit (in Rs.) <input type="text"/>

Ledger Folio of Transferor			
Transferor's Name			
	Surname	middle name	first name
Ledger Folio of Transferee			
Transferee's Name			
	Surname	middle name	first name

Date of registration of transfer (Date Month Year)			
Type of transfer		1 - Equity, 2- Preference Shares,3 - Debentures, 4 - Stock	
Number of Shares/ Debentures/ Units Transferred		Amount per Share/ Debenture/Unit (in Rs.)	
Ledger Folio of Transferor			
Transferor's Name			
	Surname	middle name	first name
Ledger Folio of Transferee			
Transferee's Name			
	Surname	middle name	first name

**(iv) \*Debentures (Outstanding as at the end of financial year)**

Particulars	Number of units	Nominal value per unit	Total value
Non-convertible debentures	0	0	0
Partly convertible debentures	0	0	0
Fully convertible debentures	0	0	0

Particulars	Number of units	Nominal value per unit	Total value
Total			0

**Details of debentures**

Class of debentures	Outstanding as at the beginning of the year	Increase during the year	Decrease during the year	Outstanding as at the end of the year
Non-convertible debentures	0	0	0	0
Partly convertible debentures	0	0	0	0
Fully convertible debentures	0	0	0	0

**(v) Securities (other than shares and debentures)**

0

Type of Securities	Number of Securities	Nominal Value of each Unit	Total Nominal Value	Paid up Value of each Unit	Total Paid up Value
Total					

**V. \*Turnover and net worth of the company (as defined in the Companies Act, 2013)**

**(i) Turnover**

5,001,456,000

**(ii) Net worth of the Company**

468,782,000

**VI. (a) \*SHARE HOLDING PATTERN - Promoters**

S. No.	Category	Equity		Preference	
		Number of shares	Percentage	Number of shares	Percentage
1.	Individual/Hindu Undivided Family				
	(i) Indian	10,669,830	58.73	0	
	(ii) Non-resident Indian (NRI)	0	0	0	
	(iii) Foreign national (other than NRI)	0	0	0	
2.	Government				
	(i) Central Government	0	0	0	
	(ii) State Government	0	0	0	
	(iii) Government companies	0	0	0	

3.	Insurance companies	0	0	0	
4.	Banks	0	0	0	
5.	Financial institutions	0	0	0	
6.	Foreign institutional investors	0	0	0	
7.	Mutual funds	0	0	0	
8.	Venture capital	0	0	0	
9.	Body corporate (not mentioned above)	1,896,788	10.44	0	
10.	Others NA	0	0	0	
	<b>Total</b>	12,566,618	69.17	0	0

**Total number of shareholders (promoters)**

4

**(b) \*SHARE HOLDING PATTERN - Public/Other than promoters**

S. No.	Category	Equity		Preference	
		Number of shares	Percentage	Number of shares	Percentage
1.	Individual/Hindu Undivided Family				
	(i) Indian	2,047,309	11.27	0	
	(ii) Non-resident Indian (NRI)	1,509,569	8.31	0	
	(iii) Foreign national (other than NRI)	0	0	0	
2.	Government				
	(i) Central Government	0	0	0	
	(ii) State Government	0	0	0	
	(iii) Government companies	0	0	0	
3.	Insurance companies	0	0	0	
4.	Banks	0	0	0	
5.	Financial institutions	0	0	0	
6.	Foreign institutional investors	0	0	0	
7.	Mutual funds	0	0	0	



8.	Venture capital	0	0	0	
9.	Body corporate (not mentioned above)	2,044,864	11.26	0	
10.	Others NA	0	0	0	
	<b>Total</b>	5,601,742	30.84	0	0

**Total number of shareholders (other than promoters)**

6,265

**Total number of shareholders (Promoters+Public/  
Other than promoters)**

6,269

**VII. \*NUMBER OF PROMOTERS, MEMBERS, DEBENTURE HOLDERS**  
(Details, Promoters, Members (other than promoters), Debenture holders)

Details	At the beginning of the year	At the end of the year
Promoters	2	4
Members (other than promoters)	6,926	6,265
Debenture holders	0	0

**VIII. DETAILS OF DIRECTORS AND KEY MANAGERIAL PERSONNEL**








**(A) \*Composition of Board of Directors**

Category	Number of directors at the beginning of the year		Number of directors at the end of the year		Percentage of shares held by directors as at the end of year	
	Executive	Non-executive	Executive	Non-executive	Executive	Non-executive
<b>A. Promoter</b>	0	0	0	0	0	0
<b>B. Non-Promoter</b>	3	5	3	5	46.25	12.75
(i) Non-Independent	3	1	3	1	46.25	12.75
(ii) Independent	0	4	0	4	0	0
<b>C. Nominee Directors representing</b>	0	0	0	0	0	0
(i) Banks & FIs	0	0	0	0	0	0
(ii) Investing institutions	0	0	0	0	0	0
(iii) Government	0	0	0	0	0	0
(iv) Small share holders	0	0	0	0	0	0

(v) Others	0	0	0	0	0	0
Total	3	5	3	5	46.25	12.75

Number of Directors and Key managerial personnel (who is not director) as on the financial year end date 10

**(B) (i) \*Details of directors and Key managerial personnel as on the closure of financial year**

Name	DIN/PAN	Designation	Number of equity share(s) held	Date of cessation (after closure of financial year : If any)
LANCY BARBOZA	01444911	Managing Director	84,024,990	
ABHINANDAN GUPTA 	AGZPG5069Q	CFO	0	
SATYAPRAKASH SA 	00884844	Whole-time director	0	
ANITA LANCY BARBO 	00881594	Director	2,267,340	
ANANDA BABAN GHU 	10724097	Director	0	
SURESH SHIVANNA S 	09189069	Director	1,724	
ANEISH KUMARAN KI 	08766256	Director	0	
ALAN BARBOZA	06981560	Director	0	
RAJENDRAPRASAD E 	10042158	Director	48,000	
ABHAY SHAH	FKLPS5686E	Company Secretar	0	

**(ii) Particulars of change in director(s) and Key managerial personnel during the year** 6

Name	DIN/PAN	Designation at the beginning / during the financial year	Date of appointment/ change in designation/ cessation	Nature of change (Appointment/ Change in designation/ Cessation)
Ravikumar Venkatra 	ALNPB2396Q	Company Secretary	14/08/2024	Appointment
Abhay Shah	FKLPS5686E	Company Secretary	16/08/2024	Cessation
Rajit Ramchandra U 	AAJPU3719R	Director	14/08/2024	Cessation
Ananda Baban Ghur 	ACJPG3218P	Director	14/08/2024	Appointment
Satyaprakash Patha 	AABPP8016A	CFO	15/02/2025	Cessation
Abhinandan Gupta	AGZPG5069Q	CFO	19/02/2025	Appointment

**IX. MEETINGS OF MEMBERS/CLASS OF MEMBERS/BOARD/COMMITTEES OF THE BOARD OF DIRECTORS**

**A. MEMBERS/CLASS /REQUISITIONED/NCLT/COURT CONVENED MEETINGS**

Number of meetings held

1

Type of meeting	Date of meeting	Total Number of Members entitled to attend meeting	Attendance	
			Number of members attended	% of total shareholding
Annual General Meeting	24/09/2024	6,566	90	

**B. BOARD MEETINGS**

\*Number of meetings held

5

S. No.	Date of meeting	Total Number of directors associated as on the date of meeting	Attendance	
			Number of directors attended	% of attendance
1	28/05/2024	8	8	100
2	14/08/2024	8	8	100
3	12/11/2024	8	8	100
4	31/01/2025	8	8	100
5	19/02/2025	8	8	100

**C. COMMITTEE MEETINGS**

Number of meetings held

8

S. No.	Type of meeting	Date of meeting	Total Number of Members as on the date of the meeting	Attendance	
				Number of members attended	% of attendance
1	Audit Committee	28/05/2024	4	4	100
2	Audit Committee	14/08/2024	4	4	100
3	Audit Committee	12/11/2024	4	4	100
4	Audit Committee	31/01/2025	4	4	100
5	Audit Committee	19/02/2025	4	4	100
6	Nomination and Remuneration Committee	14/08/2024	4	4	100
7	Corporate Social Responsibility Committee	19/02/2025	3	3	100
8	Stakeholder Relationship Management Committee	31/01/2025	4	4	100

**D. \*ATTENDANCE OF DIRECTORS**

S. No.	Name of the director	Board Meetings			Committee Meetings			Whether attended AGM held on
		Number of Meetings which director was entitled to attend	Number of Meetings attended	% of attendance	Number of Meetings which director was entitled to attend	Number of Meetings attended	% of attendance	19/09/2024
								(Y/N/NA)
1	LANCY BARB	5	5	100	1	1	100	Yes
2	SATYAPRAK	5	5	100	6	6	100	Yes
3	ANITA LANCY	5	5	100	1	1	100	Yes
4	ANANDA BAB	3	3	100	5	5	100	Yes
5	SURESH SHIN	5	5	100	7	7	100	Yes
6	ANEISH KUM	5	5	100	7	7	100	Yes
7	ALAN BARBO	5	5	100	0	0	0	Yes
8	RAJENDRAP	5	5	100	1	1	100	Yes

**X. \*REMUNERATION OF DIRECTORS AND KEY MANAGERIAL PERSONNEL**
☐ Nil

Number of Managing Director, Whole-time Directors and/or Manager whose remuneration details to be entered

2

S. No.	Name	Designation	Gross Salary	Commission	Stock Option/ Sweat equity	Others	Total Amount
1	Mr. Lancy Barboza	Managing Director	12,499,800	0	0	0	12,499,800
2	Mr. Satyaprakash S	Whole Time Director	2,187,468	0	0	0	2,187,468
	Total		14,687,268	0	0	0	14,687,268

Number of CEO, CFO and Company secretary whose remuneration details to be entered

0

S. No.	Name	Designation	Gross Salary	Commission	Stock Option/ Sweat equity	Others	Total Amount
1							0
	Total						

Number of other directors whose remuneration details to be entered

7

S. No.	Name	Designation	Gross Salary	Commission	Stock Option/ Sweat equity	Others	Total Amount

S. No.	Name	Designation	Gross Salary	Commission	Stock Option/ Sweat equity	Others	Total Amount
1	Mrs. Anita Lancy Babar	Non Executive Director	0	0	0	90,000	90,000
2	Mr. Rajit Ramchandani	Non executive Director	0	0	0	15,000	15,000
3	Mr. Suresh Shivann	Non executive Director	0	0	0	90,000	90,000
4	Mr. Aneish Kumararaj	Non executive Director	0	0	0	90,000	90,000
5	Mr. Rajendraprasad	Non executive Director	0	0	0	90,000	90,000
6	Mr. Alan Barboza	Director	9,374,856	0	0	0	9,374,856
7	Mr. Ananda Baban	Non executive Director	0	0	0	75,000	75,000
	Total		9,374,856	0	0	450,000	9,824,856

#### XI. MATTERS RELATED TO CERTIFICATION OF COMPLIANCES AND DISCLOSURES

\* A. Whether the company has made compliances and disclosures in respect of applicable provisions of the Companies Act, 2013 during the year ☒ Yes ☐ No

B. If No, give reasons/observations

#### XII. PENALTY AND PUNISHMENT - DETAILS THEREOF

(A) DETAILS OF PENALTIES / PUNISHMENT IMPOSED ON COMPANY/DIRECTORS /OFFICERS ☒ Nil

Name of the company/ directors/ officers	Name of the court/ concerned Authority	Date of Order	Name of the Act and section under which penalised / punished	Details of penalty/ punishment	Details of appeal (if any) including present status

(B) DETAILS OF COMPOUNDING OF OFFENCES ☒ Nil

Name of the company/ directors/ officers	Name of the court/ concerned Authority	Date of Order	Name of the Act and section under which offence committed	Particulars of offence	Amount of compounding (in Rupees)

#### XIII. Whether complete list of shareholders, debenture holders has been enclosed as an attachment

☒ Yes ☐ No

#### XIV. COMPLIANCE OF SUB-SECTION (2) OF SECTION 92, IN CASE OF LISTED COMPANIES

In case of a listed company or a company having paid up share capital of Ten Crore rupees or more or turnover of Fifty Crore rupees or more, details of company secretary in whole time practice certifying the annual return in Form MGT-8.

Name

Hardik Darji

Whether associate or fellow

☒ Associate ☐ Fellow

Certificate of practice number

21073

#### I/We certify that:

(a) The return states the facts, as they stood on the date of the closure of the financial year aforesaid correctly and adequately.

(b) Unless otherwise expressly stated to the contrary elsewhere in this Return, the Company has complied with all the provisions of the Act during the financial year.

#### Declaration

I am Authorised by the Board of Directors of the company vide resolution no. ..

15

dated

26/05/2025

(DD/MM/YYYY) to sign this form and declare that all the requirements of the Companies Act, 2013 and the rules made thereunder in respect of the subject matter of this form and matters incidental thereto have been complied with. I further declare that:

1. Whatever is stated in this form and in the attachments thereto is true, correct and complete and no information material to the subject matter of this form has been suppressed or concealed and is as per the original records maintained by the company.
2. All the required attachments have been completely and legibly attached to this form.

**Note: Attention is also drawn to the provisions of Section 447, section 448 and 449 of the Companies Act, 2013 which provide for punishment for fraud, punishment for false statement and punishment for false evidence respectively.**

#### To be digitally signed by

Director

DIN of the director

01444911

#### To be digitally signed by

☐ Company Secretary

☒ Company secretary in practice

Membership number

47700

Certificate of practice number

21073

**Attachments**

1. List of share holders, debenture holders
2. Approval letter for extension of AGM;
3. Copy of MGT-8;
4. Optional Attachement(s), if any

**Attach****Attach****Attach****Attach****List of attachments****Remove attachment**

Modify

Check Form

Prescrutiny

Submit

**This eForm has been taken on file maintained by the Registrar of Companies through electronic mode and on the basis of statement of correctness given by the company**